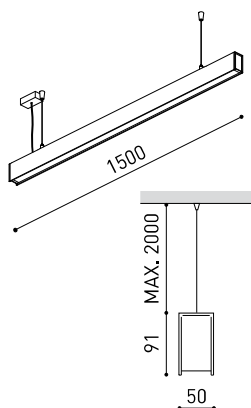




Dimensions



Accessories



PRODUCT

Name	FIFTY+ SUSP CUSTOM 150 4000K NT
Reference	A4440212NT
Color	Textured black
RAL	9005
Category	CUSTOM SYSTEMS

LIGHT SOURCE

Type	LED
Gross luminous flux	3600 lm
Colour temperature	4000 K
Chromatic stability	MacAdam Step 2
Colour Rendering Index	CRI>90
Power	23,1 W
Current	700 mA
Efficacy	150 lm/W
LED lifespan	L80B10 >60.000h
Energy efficiency class	D

LIGHTING FIXTURE | PHOTOMETRIC DATA

Lighting efficiency	70% / UGR 47%
Light beam angle	104° / UGR 62°

LIGHTING FIXTURE | ELECTRICAL DATA

Driver	Included - Fast Connect
Power values of the system	27,63 W
Frequency	50/60 Hz
Dimming	No Dim
Electrical insulation class	⚡

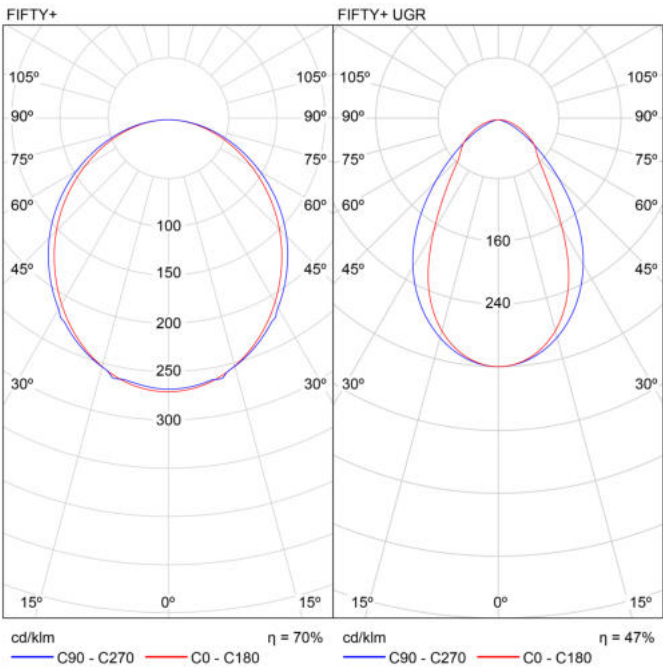
OTHER DATA

Sealing	IP20
Wireless control	Please Consult
Cord length	Max. 2 m
Fast adjustment tensioner	Yes
Diffuser included	No
Weight	4610 g
Packaged weight	6810 g
Packaging dimensions	Ø157,5 x 1640 mm
Units per package	1
Materials	Aluminium / Polycarbonate



Fifty+ is the longitudinal lighting profile for Custom application. Fifty + adds functional light and visual support to highlight the lines, volumes and transitions defined in the architecture. Having an Opal diffuser which disperses the light and a UGR diffuser that reduces the glare angle. Both are installed as a single part along its entire length so as not to interrupt the light beam.

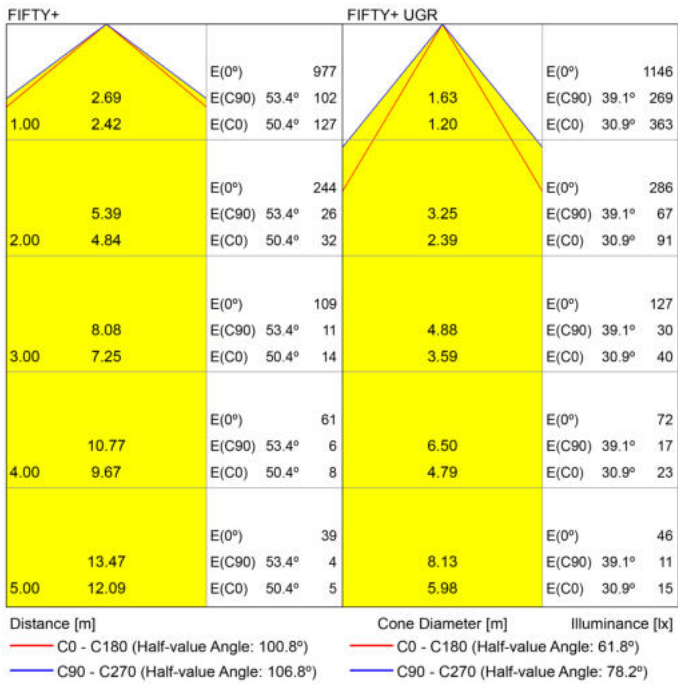
Polar diagram



UGR

Glare Evaluation According to UGR																
		ceiling					walls					floor				
		70	70	50	50	30	70	70	50	50	30	70	70	50	50	30
		50	50	30	30	20	50	50	30	30	20	50	50	30	30	20
		20	20	20	20	20	20	20	20	20	20	20	20	20	20	20
Room Size		Viewing direction at right angles to lamp axis					Viewing direction parallel to lamp axis									
X	Y															
2H	2H	20.1	21.4	20.4	21.6	21.9	20.5	21.8	20.8	22.0	22.2					
	3H	21.7	22.9	22.1	23.2	23.5	22.2	23.4	22.5	23.6	23.9					
	4H	22.4	23.5	22.7	23.7	24.0	22.8	23.9	23.1	24.2	24.5					
	6H	22.8	23.8	23.1	24.1	24.4	23.3	24.3	23.7	24.6	24.8					
	8H	22.9	23.9	23.3	24.2	24.5	23.5	24.5	23.8	24.8	25.1					
12H	12H	23.0	23.9	23.4	24.3	24.6	23.6	24.5	23.9	24.8	25.2					
	4H	20.7	21.8	21.0	22.1	22.3	21.0	22.1	21.3	22.3	22.6					
	3H	22.5	23.5	22.9	23.8	24.1	22.9	23.9	23.3	24.2	24.5					
	4H	23.3	24.1	23.7	24.5	24.8	23.7	24.5	24.1	24.9	25.2					
	6H	23.8	24.6	24.3	25.0	25.3	24.3	25.0	24.7	25.4	25.8					
8H	8H	24.0	24.7	24.5	25.1	25.5	24.5	25.2	25.0	25.6	26.0					
	12H	24.1	24.7	24.6	25.2	25.6	24.7	25.3	25.1	25.7	26.1					
	4H	23.6	24.3	24.0	24.7	25.1	24.0	24.6	24.4	25.0	25.4					
	6H	24.3	24.8	24.7	25.3	25.7	24.7	25.2	25.2	25.7	26.1					
	8H	24.5	25.0	25.0	25.5	25.9	25.0	25.5	25.5	25.9	26.4					
12H	12H	24.7	25.1	25.2	25.6	26.1	25.2	25.6	25.7	26.1	26.6					
	4H	23.6	24.2	24.1	24.6	25.1	24.0	24.6	24.4	25.0	25.4					
	6H	24.3	24.8	24.8	25.3	25.7	24.8	25.2	25.2	25.7	26.2					
	8H	24.6	25.0	25.1	25.5	26.0	25.1	25.5	25.6	26.0	26.5					
Variation of the observer position for the luminaire distances S																
S = 1.0H		+0.1 / -0.1														
S = 1.5H		+0.2 / -0.4														
S = 2.0H		+0.4 / -0.8														
Standard table		BK05														
Correction Summand		1.4														
		BK06														
		2.3														
Corrected Glare Indices referring to 3600lm Total Luminous Flux																

Conical diagram



UGR

Glare Evaluation According to UGR													
μ Ceiling			70	70	50	50	30	70	70	50	50	30	
μ Walls			50	30	50	30	30	50	30	50	30	30	
μ Floor			20	20	20	20	20	20	20	20	20	20	
Room Size X Y		Viewing direction at right angles to lamp axis						Viewing direction parallel to lamp axis					
2H	2H	15.6	16.6	15.9	16.8	17.1	15.0	16.1	15.3	16.3	16.5		
	3H	17.3	18.2	17.6	18.4	18.7	16.1	17.0	16.4	17.3	17.5		
	4H	17.8	18.7	18.2	19.0	19.3	16.5	17.4	16.8	17.6	17.9		
	6H	18.2	19.1	18.6	19.3	19.6	16.8	17.6	17.1	17.9	18.2		
	8H	18.4	19.1	18.7	19.4	19.7	16.8	17.6	17.2	17.9	18.2		
4H	12H	18.4	19.2	18.8	19.5	19.8	16.9	17.6	17.2	17.9	18.3		
	2H	15.9	16.8	16.2	17.0	17.3	15.4	16.3	15.7	16.5	16.8		
	3H	17.7	18.5	18.1	18.8	19.1	16.7	17.5	17.1	17.8	18.1		
	4H	18.5	19.1	18.9	19.5	19.8	17.2	17.9	17.6	18.2	18.6		
	6H	19.0	19.5	19.4	19.9	20.3	17.6	18.2	18.0	18.5	18.9		
8H	8H	19.1	19.7	19.6	20.0	20.5	17.7	18.2	18.2	18.6	19.0		
	12H	19.2	19.7	19.7	20.1	20.5	17.8	18.3	18.3	18.7	19.1		
	4H	18.6	19.1	19.0	19.5	19.9	17.5	18.0	17.9	18.4	18.8		
	6H	19.2	19.6	19.7	20.1	20.5	18.0	18.4	18.4	18.8	19.2		
	8H	19.4	19.8	19.9	20.2	20.7	18.1	18.5	18.6	18.9	19.4		
12H	12H	19.6	19.9	20.1	20.4	20.9	18.3	18.6	18.8	19.1	19.5		
	4H	18.6	19.0	19.0	19.5	19.9	17.5	17.9	17.9	18.4	18.8		
	6H	19.2	19.6	19.7	20.0	20.5	18.0	18.4	18.5	18.8	19.3		
8H	19.5	19.8	20.0	20.3	20.7	18.2	18.5	18.7	19.0	19.5			
Variation of the observer position for the luminaire distances S													
S = 1.0H			+0.3 / -0.3				+0.3 / -0.5						
S = 1.5H			+0.5 / -0.4				+1.2 / -1.2						
S = 2.0H			+0.9 / -0.9				+2.3 / -1.8						
Standard table		BK05						BK03					
Correction Summand		-4.6						-6.1					
Corrected Glare Indices referring to 3600lm Total Luminous Flux													

Feed



Model	Mains Trimless
Reference	A023-00-01- W N
Colour	W <input type="checkbox"/> RAL 9016 N <input checked="" type="checkbox"/> RAL 9005
Category	Accessories

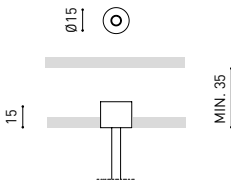
PRODUCT

Mains Trimless

A023-00-01- | W | N |

W ☐ RAL 9016 | N ☒ RAL 9005

Accessories



Model	Mains Thick Trimless
Reference	A023-00-02- W N
Colour	W <input type="checkbox"/> RAL 9016 N <input checked="" type="checkbox"/> RAL 9005
Category	Accessories

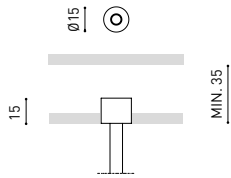
PRODUCT

Mains Thick Trimless

A023-00-02- | W | N |

W ☐ RAL 9016 | N ☒ RAL 9005

Accessories



Fastening



Model	Steel Cable Trimless*
Reference	A023-00-05- W N
Colour	W <input type="checkbox"/> RAL 9016 N <input checked="" type="checkbox"/> RAL 9005
Category	Accessories

PRODUCT

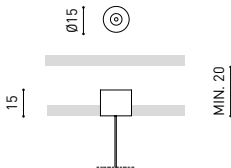
Steel Cable Trimless*

A023-00-05- | W | N |

W ☐ RAL 9016 | N ☒ RAL 9005

Accessories

*as many pieces as needed according to your product



Accessory for trimless cable

Wire Trimless Accessory is a collection of accessories for fitting tensioners and cables to Arkoslight luminaires suspended directly from the ceiling with any visible ceiling rose or fixings. This achieves a minimalist application with a visually tidy finish.

With Wire Trimless Accessory the items adjacent to the ceiling of the standard product (ceiling roses, fixings, driver boxes, etc.) are concealed by a simple recessed application.

Wire Trimless Accessory reduces the visual impact of the installation leading to extremely minimalist aesthetics. The wires come out of the ceiling material as a part of the structure. This detail creates a much purer, more essential layout, particular when several luminaires are fitted in an arrangement.



INSTALLATION GUIDE
https://youtu.be/sa_xAgj4ji4



PRODUCT	
Model	Trimless Tool D20 X D52 MM
Reference	A478-00-01
Category	Accessories





Fuente de luz (LED) reemplazable por un profesional autorizado

Replaceable (LED only) light source by an authorized professional.

Source lumineuse (LED) remplaçable par un professionnel agréé

Sorgente luminosa (LED) sostituibile da parte di un professionista autorizzato

Austauschbare (LED) Lichtquelle durch einen autorisierten Fachmann



Equipo de control reemplazable por un profesional autorizado

Replaceable control gear by an authorized professional

Dispositif de commande remplaçable par un professionnel agréé

Alimentatore sostituibile da parte di un professionista autorizzato

Auswechselbares Betriebsgerät durch autorisierten Fachmann

Instrucciones para el final de vida y la eliminación de los componentes:

Instructions on end-of-life and component disposal:

Instructions pour la gestion des composants en fin de vie et leur mise au rebut :

Istruzioni per il fine vita e lo smaltimento dei componenti:

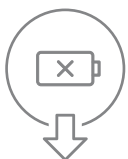
Anweisungen zur entsorgung der Leuchtenkomponenten:



Interrumpir la alimentación del aparato
Cut the power supply to the luminaire
Couper l'alimentation du luminaire
Interrompere l'alimentazione dell'apparecchio
Stromversorgung der Leuchte unterbrechen



Quitar la(s) fuente(s) de luz para el desecho
Remove light source(s) for disposal
Retirer la (les) source(s) lumineuse(s) pour l'élimination
Rimuovere la/le sorgente/e di luce per lo smaltimento
Lichtquelle(n) zur Entsorgung entfernen



Quitar la batería para el desecho
Remove the battery for decommissioning
Retirer la batterie pour sa mise au rebut
Rimuovere la batteria per la dismissione
Die Batterie ordnungsgemäß entsorgen



Quitar el equipo de control para el desecho
Remove control gear for disposal
Retirer le dispositif de commande pour l'élimination
Rimuovere l'alimentatore per lo smaltimento
Betriebsgerät zur Entsorgung ausbauen

Enviar los materiales a un centro de recogida RAEE
Send the materials to a WEEE collection centre
Envoyer les matériaux dans une déchetterie DEEE
Inviare i materiali ad un centro di raccolta RAEE
Die Materialien in einem WEEE-Zentrum entsorgen

